



**Fédération Equestre  
Internationale**



**RULES FOR TENT PEGGING**

**2nd edition**

**effective October 2006**

Contact:  
Mr Manoj Jalan (India)  
[jalanind@sancharnet.in](mailto:jalanind@sancharnet.in).

Fédération Equestre Internationale  
Development Department  
Jacqueline Braissant, Manager  
[j.braissant@horsesport.org](mailto:j.braissant@horsesport.org).

## CONTENTS

	Article	Page
<b>Chapter I PREAMBLE</b>		
<b>Chapter II GENERAL REGULATIONS</b>		
Regulations & Rules .....	100	
Definitions .....	101	
<b>Chapter III EVENTS AND COMPETITIONS</b>		
National Events .....	102	
International Events.....	103	
Specifications of Horses .....	104	
Change of Riders/Horse.....	105	
Number of Entries .....	106	
Ill Treating of Horse.....	107	
Composition of Teams (Section & Half Sections)..	108	
Age of Competitors.....	109	
Safety Equipment & Bits.....	110	
Loss of Weapon/Lance.....	111	
Fall of Competitor/Horse.....	112	
Competitions on Borrowed Horses.....	113	
Ceremonies .....	114	
<b>Chapter IV PARTICIPATION IN COMPETITIONS</b>		
Invitations .....	115	
Entries .....	116	
Entries in Principle.....	116.4	
Nominated Entries.....	116.5	
Definite Entries .....	116.6	
Chef d'Equipe.....	117	
Declaration of Starter.....	118	
<b>Chapter V EVENT OFFICIALS &amp; BASIC COURSE REQUIREMENTS</b>		
Judges.....	119	
Foreign Judge .....	120	
Ground Jury.....	121	
Appeal Committee.....	122	
Appointment of Judges.....	123	
Course Designers.....	124	
Course Plan .....	125	
Scorer.....	126	
Time Keeper.....	127	
Starter.....	128	
Track & Track Party.....	129	
Collecting Ring Steward.....	130	
Expenses of Officials.....	131	

Objections .....	132
Start .....	133
Time Start Line.....	134
Time Finish Line & Run Through Area.....	135
Exercise Area.....	136
Collecting Ring & Marshalling Area.....	137

**Chapter VI VETENINARY REGULATIONS**

Veterinary Delegate/Inspection/Examination.....	138
Preliminary Inspection.....	139
Lame Horse.....	140
Veterinary Enclosure.....	141
First Aid Post.....	142

**Chapter VII SPECIFICATION OF EQUIPMENT**

Lance & Sword.....	143
Pegs .....	144
Layout of Course Plans .....	145
Track.....	146

**CONDUCT**

Start .....	147
Pegs .....	148
Number of Runs.....	149
Speed.....	150
Tie .....	151
Award of Points - Pegs.....	152
Award of Points & Eliminations.....	153

**Chapter VIII COMPETITIONS - NORMAL**

Lance - Individual.....	154
Lance - Team.....	155
Sword - Individual.....	156
Sword - Team.....	157

**COMPETITIONS - SPECIAL**

Lance and Sword - Paired.....	158
Indian File (Lance or Sword) .....	159
Gallows (Rings), Peg & Lance.....	160
Points .....	161
Lemon & Pegs Sword.....	162

**SKILL AT ARMS**

Weapons used.....	163
Layout of Course.....	164
Conduct of Skill at Arms .....	165
Time & Speed .....	166
Time Allowed.....	167
Time Penalty .....	168

## **GENERAL REGULATIONS**

### **Chapter I Preamble**

1. The present Tent Pegging rules have been framed in order to streamline various rules now being practiced in different parts of the World and to bring them under the Framework of the FEI. This will enable all tent pegging countries to have a common code and compete on equal terms and rules.
2. The FEI General and Veterinary Regulations have been made applicable as far as possible with modifications to suit Tent Pegging. This will enable uniformity in competitions and fair play.
3. Tent pegging is a recognized FEI regional discipline. It has caught up with many countries necessitating the revitalization of this spectator friendly sport.
4. These rules have been prepared by adopting a wider consultative approach and by referring to the events and rules as practiced in most of the tent pegging countries.

### **Chapter II Introduction and Definitions**

#### **Article 100 REGULATIONS AND RULES**

1. The FEI General Regulations (GRs) are established so that individual Competitors and teams of Competitors from different National Federations (NFs) compete against one another under fair and equal conditions.
2. The GRs together with the FEI Veterinary Regulations (VRs), govern the conduct of all Tent Pegging events organized by NFs.
3. These Regulations have been drawn up in the broadest possible spirit so as to allow Organizing Committees (OCs) the fullest freedom in the management of their events and in the preparation of their programmes.
4. NFs are responsible for the implementation by OCs, of all the Regulations and Rules, including all financial obligations.
5. It is the responsibility of OCs to take such measures as may be necessary to cover their financial and legal liabilities.

#### **Article 101 DEFINITIONS**

1. The term "Event" refers to the complete meeting, "Show", "Championship", or TEST "Games" under the control of an OC.

2. "Events" may be organized for one or more than one "Event". The period of an event extends from one hour before the beginning of the first Horse Inspection until to half an hour after the announcement of the final results.
3. The term "Organizing Committee" (OC) refers to any organization group, society or body which is recognized by the NF and held to be responsible for the management of any event.
4. The term "Series" refers to a number of competitions held successively at different locations and their results leading to a final classification or a final event.

## **Chapter III Events and Competitions**

### **Article 102 NATIONAL EVENTS**

National Events are normally limited to national competitors who may take part according to the regulations of NF. Foreign competitors may take part with approval of NF. These may be held as per their national rules and regulations but it would be preferable under FEI Rules.

### **Article 103 INTERNATIONAL EVENTS**

An International Event must be organized under the GRs, VRs and SRs approved by the FEI and may be open to competitors of all nations and NFs who are full members, associate members or on special Invitation. International Events in which foreign competitors actually take part will be held only under FEI rules.

### **Article 104 SPECIFICATION OF HORSES**

1. The minimum height shall be 14.2 hands unshod. Any allowances of 10 mm (3/8 inch) will be made for shoes. Horses are to be measured by the Veterinary Commission of the Organizing Committee prior to the commencement of the competition upon the request of the Judge or his deputy or complaint by a team captain.
2. Official height measurement certificate issued by National Agricultural Associations, Pony Clubs, Breed Societies, and the National Equestrian Federations will be accepted as proof of height.

### **Article 105 CHANGE OF RIDER/HORSE**

The changing of horse and/or rider in a team throughout a competition shall not normally be allowed except on approval of Veterinary Commission in consultation with Judges, in circumstances when a horse or rider is indisposed. Even then the replacement is permitted only with a similar grade of horse on the Judges authority and must ride in the vacant position. Once such a replacement takes place, no further re-induction of earlier horse or rider is permitted to re-enter (in original position). Horses or riders will not be exchanged within a team during the currency of any competition.

## **Article 106 NUMBER OF ENTRIES PERMITTED**

Only one entry per rider will be accepted in 'Teams' and 'Pairs' and Individual events. In case of necessity to replace a rider or horse then it has to be a new entry and not from existing entries.

## **Article 107 ILL TREATMENT OF HORSE**

If in the opinion of the Judge, a competitor mistreats his horse, or a rider or a horse is considered to be dangerous, he may be disqualified from the competition.

## **Article 108 COMPETITION OF TEAMS (SECTIONS/HALF SECTIONS)**

A Section/Team consists of four riders of whom only one can be left hander and he has to ride in lane 4. A half section/Pair event consists of 2 Riders.

## **Article 109 MINIMUM AGE OF COMPETITORS**

Minimum age of a competitor to be eligible to participate in an International event shall be 16 years.

## **Article 110 SAFETY EQUIPMENT**

1. Crash Helmets, Hard Top Hat, Turban must be worn in all Tent Pegging Competitions, with the exception of service personnel.
2. Saddlery

Saddlery in good condition and of any type may be used. The stirrups or stirrup leather will not be secured to any other part of the horse or saddlery by any other means.

3. BITS

The following bits are permitted:-

- (i) Pelham
- (ii) Double
- (iii) Snaffle

4. Running reins and dropped nose bands are permitted. Martingales are optional.

## **Article 111 LOSS OF WEAPON/LANCE, ETC**

1. Competitor breaking his weapon at any time from the commencement of a run, until the completion of the run will not be rearmed before completion of that run but points scored prior to being disarmed will hold good.

2. If a competitor drops his lance/sword between start and finish lines, he will not be awarded any points for that run. In a team competition, the scores scored by other riders will hold good.
3. Break of a point or at shaft will be treated as Break of weapon. However, points scored till the period when a weapon breaks, the rider will be awarded points as per actual score effected.

#### **Article 112 FALL OF COMPETITOR/HORSE**

A competitor who either falls or his horse falls during a run will be eliminated for that run. In team competition the points scored by the other 3 competitors will stand.

#### **Article 113 COMPETITION ON BORROWED HORSES**

International Events or Competitions can be organized on horses borrowed from the host NF.

1. The Organizing Committee will make available the necessary number of horses (maximum 5 per team including one reserve),
2. At least 24 hours before the start of the first competition a fair draw of the borrowed horses for each team or individual riders has to take place. The horses for the host nation will be drawn first.
3. The draw must take place in front of the Chefs d'Equipe or a representative of the team, the competitors, the President or a Member of the Ground jury and the President of the Veterinary Commission or the Veterinary Delegate. The horses must be present and properly identified and must wear the bridle normally used. This same bridle must be used throughout the entire event unless the permission of change is given by the owner.
4. The Organizing Committee should make available a reasonable number of reserve horses to be used in case any horse is found incapacitated by the Veterinary Delegate or in case of apparent complete incompatibility between one of the competitors and his horse, as decided by the Ground Jury.
5. The schedule must establish clearly the conditions under which the horses are borrowed and the competitions are conducted.
6. Horse passports shall not be required, provided that only national horses take part which can be positively identified by Veterinary Commission from documents provided by the owner/NF.

#### **Article 114 CEREMONIES**

1. Opening, Prize-giving and Closing Ceremonies may follow local custom but they must include the procedure laid down in the following articles.

2. The representative of the FEI or if no representative is present, the President of the Ground Jury must be invited to participate in the Opening, Prize-giving and Closing Ceremonies of all Championships, and World Cup Finals.
3. All competitors must be invited to be present at all these ceremonies. They must remain mounted on the horses on which they have competed. If a podium is used for the Prize winners the Prize winners may be asked to dismount.
4. The FEI representative, or the President of the Ground Jury, must present the Rosettes, Medals and Trophies and any other Prizes can be presented by the OC or sponsors.

## **Chapter IV Participation in Competitions**

### **Article 115 INVITATIONS**

Invitations for foreign competitors' participation must be sent to the NFs of the competitors concerned. Invitations must include competition rules in brief, its schedule and facilities offered.

### **Article 116 ENTRIES**

1. All competitors invited or nominated for an International event must be entered by their NFs. All foreign competitors selected by their NFs, up to the maximum specified in the schedule, must be accepted by the OC.
2. Unless it is stated otherwise in the Rules or SRs, the number of competitors to be invited for team competitions at official events and World Championships should be based on the scale laid down by FEI.
3. If NF enters more competitors and horses than the number allowed in the official team, the Chef d'Equipe must designate the competitors and horses selected for the official team before the start of the event.

#### **4. ENTRIES IN PRINCIPLE**

Must reach the OC at least eight weeks before the event is due to begin. Entry in principle means that an NF has the definite intention of sending competitors to participate in the event. It must state whether the intention is to send only a team or a team and individuals or only individuals.

#### **5. NOMINATED ENTRIES**

Must reach the OC at least four weeks before the event and must include a list of the names of competitors (and horses if own) from which the Definite Entries will be chosen and state the number of competitors and horses which the NF intends to send. The number of nominated entries of competitors and horses must not exceed twice the number invited in the Schedule or prescribed by the Rules. Once the nominated entries have been sent in, NFs may send fewer competitors and/or horses but never more than the number of nominated entries. NFs which are not represented after having made nominated entries and whose excuse is not acceptable to the OC shall



be reported by the OC to the Secretary General of FEI for consideration of their excuse.

## **6. DEFINITE ENTRIES**

Must reach to the OC by letter or telecommunication at the latest four days preceding the beginning of the Event. These represent the final selection of competitors and horses that will travel to the event. The definite entries may not exceed the number listed and must be chosen from the list of names on the Nominated Entries. After the Definite Entries have been sent in, substitutions of horses and/or competitors from the list of Nominated Entries may only be made with the express approval of the OC, but never less than two days preceding the beginning of the event.

## **Article 117 CHEFS D'EQUIPE**

1. NFs must appoint a Chef d'Equipe if they have three or more competitors taking part in FEI sponsored/approved events. If only individual competitors are entered, there is no need for a separate Chef d'Equipe. NFs must nominate one of the competitors to act as Chef d'Equipe.
2. Chef d'Equipe will attend all official functions and ceremonies
3. The Chef d'Equipe shall be responsible for the following :
  - 3.1. The general management and fitness of the horses entered/allotted for the event and the observance of the RVs by Team Veterinarians and other official team members.
  - 3.2. The declaration and the scratching of competitors and horses that have entered for the official team competitions.
  - 3.3. Notifying the OC which competitors and horses have been selected to start in Team and Individual competitions.
4. The Chef d'Equipe may change the competitors and horses within the selected team but he cannot add or substitute any member and/or horses of the official team by an individual competitor and/or horses entered in that event but not selected for the team, except in cases of accident or illness.
5. Chef d'Equipe are not allowed to perform any other official functions at an event.

## **Article 118 DECLARATION OF STARTERS**

1. Chef d'Equipe must declare the entries for the official team competitions and the names of individual competitors alongwith their horse by the time laid down by the OC in accordance with the Rules.
2. In case of accident or illness of a team member and/or horse nominated for a Team competition, an individual competitor and/or horse entered in that event may substitute

for the team member and/or horse in question. This must be announced by the Chef d'Equipe at the latest one hour before the start of the relevant competition. The competitor/horse being withdrawn cannot then take part in any other competition.

## **Chapter V Event Officials and Basic Course Requirements**

### **Article 119 JUDGES**

There are three categories of Judges: Official International Judges, International Judges and International Candidate Judges. The details of the necessary qualifications for each category of Judges will be as laid down by the FEI.

### **Article 120 FOREIGN JUDGES**

The foreign judge should be the technical delegate. He will be overall responsible for the technical conduct of the meet.

### **Article 121 GROUND JURY**

1. The Ground Jury shall consist of a President and a member of the Judges of the appropriate categories as required for each event so that fair judgment can be given to participants.
2. The Ground Jury is responsible for the technical judging of all competitions for which it is appointed, and for settling all problems that may arise during its jurisdiction.
3. The period of jurisdiction of a Ground Jury extends from one hour before the beginning of the first Horse Inspection until half an hour after the announcement of the final results.
4. The Ground Jury as a whole is responsible for all decisions except where otherwise stated in the Rules or Regulations.
5. The members of a Ground Jury must be objective in their judgments and put aside any personal feelings or outside advice or anything they may know beforehand about the competitors or horses.

### **Article 122 APPEAL COMMITTEE**

An Appeal Committee to settle any queries/objections affecting results of competition shall be appointed by the Organizing Committee in consultation with FEI for all International competitions. All complaints must be filed in writing within one hour of the availability of the score sheet. A fee of US dollar 100.00 must be paid at the time the complaint is filed. This fee will be refunded if the protest is upheld.

## **Article 123 APPOINTMENT OF JUDGES AND JURIES**

1. The President and members of Ground Juries for International Events shall be appointed by the relevant NF/OC, unless otherwise stated in this article or in the relevant Rules.
2. The following persons may not serve as Judges :
  - 2.1 Any person who may be subject to a conflict of interest, for instance a close relative to a competitor or owner.
  - 2.2 The owner of a horse taking part in the competition.
  - 2.3 A competitor taking part in the competition.
  - 2.4 Chef d'Equipe and Team official whose competitors are entered in the competition.
  - 2.5 Trainers of competitors entered in the competition.
  - 2.6 The Technical Delegate, the Course Designer and members of the Veterinary Commission and Appeal Committee appointed for the event.

## **Article 124 COURSE DESIGNERS**

1. The FEI, in due course will maintain a list of International and International Candidate Course Designers so that their services can be utilized for all important Tent Pegging Competitions.
2. The qualifications necessary to be appointed as an International and an International Candidate Course Designer shall be as laid down by the FEI.
3. The Course Designer is responsible to the President Ground Jury.–
4. The Ground Jury may not order a competition to start until either the Technical Delegate or the Course Designer has reported that the course is ready. Thereafter the Ground Jury is solely responsible for the conduct of the competition.

## **Article 125 COURSE PLAN**

The diagram of the "LAYOUT OF THE COURSE" for all events included in these Rules shall be complied with, in all competitions held under FEI Rules and these are included as Appendices.

## **Article 126 SCORER**

1. The Judges will award scores for each competitor and then inform scorer for entry into score sheet. The President will check any time penalties. Result Card will be signed by all Judges.
2. A Scorer will sit next to the Judges to keep a record of the score and keep the Announcer informed as the competition progresses.

## **Article 127 TIME KEEPERS**

The Time Keepers are responsible for recording the timing. They must keep a written record of each competitor's time. It would be advisable to keep two time keepers at the finish line in all major competitions. The average of the time recorded by the two time keepers will be the official time for that run. In case there is a wide difference between the two time keepers then the Jury can take a decision whether they should stick to average time or give the benefit to the team/rider with least time taken. Automatic Timing devices will be used when available.

## **Article 128 STARTER**

1. The Starter is positioned close to and on the opposite side as the Judges Box without obstructing the view of the Judges.
2. The Starter is equipped with a black and white checkered flag. He will hold the flag up when the President is satisfied that all is ready for the start of the run. He will drop the flag at the start signal given by the Judge when he sees that competitors are in a position to start.
  - 2.1. If a competitor crosses the Start Line before the Start Order is given, he will be eliminated for that run and no points awarded. This will equally hold good for Team events.
3. It is the responsibility of the Jury to decide whether a competitor has made a proper or improper start.

## **Article 129 TRACK AND TRACK PARTY**

Laying of distinct tracks on the ground to indicate the lane in which the horses are required to run for each run is at the discretion of OC. The riders should guide their horses in the required direction keeping distances between each rider as stipulated in these rules. The Track Party consists of a Track Official and required number of assistants. They are responsible for maintaining the general condition of the track, laying out the tracks and for fixing of the Pegs, Rings, Lemons, etc. The no 1 track will be laid near to the judges box. The tracks will be marked 1,2,3,4 going towards the grand stand.

## **Article 130 COLLECTING RING (MARSHALLING AREA) STEWARD**

The Collecting Ring (Marshalling Area) Steward is in charge of the Collecting Ring and the Warm-up Area, and is responsible for ensuring that nothing could be regarded as cruelty takes place. Any such act must be reported to the President of the Jury immediately.

## **Article 131 EXPENSES OF OFFICIALS**

The NFs/OCs shall meet the Traveling expenses of all Officials to be appointed by them according to the FEI Rules.

## **Article 132 OBJECTIONS**

1. Objections may be lodged with the Ground Jury during its respective period of jurisdiction, against alleged violations of the Statutes, Regulations or Rules in the organization or conduct of the event.
2. Objections must be in writing, signed by the authorized person making the objection, and presented personally to the President of the Ground Jury, together with any supporting evidence and witnesses and a deposit of the equivalent of 100 Swiss Francs.
3. Objections addressed to the President of the Ground Jury must be lodged within the following time limits :
  - 3.1 Objections against the eligibility of a competitor or horse or to the conditions of the arena: not later than 30 minutes before the start of the relevant competition.
  - 3.2 Objections to an obstacle or to the plan or length of the Course not later than 15 minutes before the start of the competition.
  - 3.3 Objections concerning irregularities or incidents during a competition, or the classification of a competition: not later than 30 minutes after the announcement of the results.

## **Article 133 START**

1. Competitors must not start before the Starter's flag is dropped. In case a competitor does start, it will be deemed a false start, and the rider or his team eliminated for that run.
2. Competitors who do not report to the collecting ring 30 minutes before time for start can be eliminated or warned at the discretion of Ground Jury.
3. If a competitor in an Individual competition fails to cross the start line within 45 seconds of the order to start, he will be eliminated for that run. This rule equally applies to Team events. If any one or more horses do not cross the start line within 45

seconds of the order to start, then the entire team will be eliminated for that run and no points awarded.

#### **Article 134 TIME START LINE**

The Time Start Line covering the equivalent width of 4 tracks is marked by a red flag on the right and a white flag on the left, 20 - 25 m apart. Electronic timing equipment to start the clock must be accurately adjusted at the Start Line and Finish Line. If electronic timing is not available, then manual equipment can be used.

#### **Article 135 THE FINISH LINE AND RUN THROUGH AREA**

1. The time Finish Line is marked by a red flag on the right and a white flag on the left, 20 – 25 m apart. The Electronic timing equipment to stop the clock must be accurately adjusted to the finish line. Manual equipment can be used in the absence of electronic equipment.
2. A Run Through Area 20 – 25 m wide and at least 50 m long beyond the Finish Line must be provided to allow the competitors to pull up their horses and come to a halt before the barrier prior to exiting in an orderly manner.

#### **Article 136 EXERCISE AREA**

An Exercise Area measuring about 50 m to 100 m and properly marked must be provided for warm up and practice. It must be cordoned off from the Public and include at least one track for practice purpose. The Exercise Area should be in the vicinity of the Marshalling Area and will be controlled by a Steward who is also responsible for checking the protective headgear, dress, saddlery, bit and lance, sword etc. of each competitor before he is allowed to start.

#### **Article 137 COLLECTING RING/MARSHALLING AREA**

A Collecting Ring properly marked, adjacent to the Exercise Area is required for competitors who have completed warming up and come under the orders of the Collecting Ring Steward, prior to starting.

### **Chapter VI Veterinary Regulations**

#### **Article 138 VETERINARY DELEGATES/ INSPECTION/EXAMINATION**

1. Veterinary Delegates for the Veterinary Commission must be appointed by the NF/OC.
2. The NFs/OCs shall appoint the Foreign Veterinary Delegates for all International events.

## **Article 139 PRELIMINARY INSPECTION**

This must be completed 1 hour before the draw. The Inspection will be performed by President Ground jury and the Veterinary Commission acting together as a Committee with the President of the Jury Incharge. The horses must be inspected in hand, at rest and in movement on firm and level ground. The Committee has the right and duty to exclude from the competition any horse which is obviously unfit, whether on account of lameness, injury, lack of condition or unnatural gait.

## **Article 140 LAME HORSE**

The Ground Jury, in consultation with the Veterinary Official, may order a competitor to retire if his horse goes lame during a competition or at any stage of the event. No appeal can be made against such a decision. However, the President of the Ground Jury must state the reasons for the decision in writing. They may, however, allow a replacement from the list of reserve horses by draw if the horse is lame before one hour of commencement of a competition.

## **Article 141 VETERINARY ENCLOSURE**

A Veterinary Enclosure must be provided in the vicinity of the Collecting Ring, large enough to allow horses to be trotted 50 m in a straight line. A Veterinary Aid Post, a Blacksmith and a Horse Ambulance must be available near the enclosure.

## **Article 142 FIRST AID POST**

A First Aid Post manned by a qualified medical practitioner and an assistant must be provided in the vicinity of the Finish Line and equipped with a tent, emergency treatment equipment, an ambulance within close call and a telephone.

## **Chapter VII Specifications of Equipment**

### **Article 143 LANCE AND SWORD**

All competitors shall be similarly armed with either sword or lance as laid down in the Rules. The lance shall not be shorter than 2.5 meters (8 ft. 2 in.) and shall not exceed 2.75 meters (9 ft.) with a smooth metal point without serrated or sharp edges. Grips are permitted. Lances can be of any material. The sword shall not be shorter than 81 cm. (2 ft. 8 in.) and shall not exceed 90 cm. (2 ft. 11.5 in.) in blade length, with an overall length, not exceeding 110 cm. Blades on hilt, slings or barbs are not allowed.

### **Article 144 PEGS**

1. The dimensions of wooden pegs are 30 cm. long, 2.5 cm. thick but the width will vary from 6 cm./4 cm./3 cm. depending on the stage of competition. The Jury will make every effort to select pegs of uniform weight and size as much as possible from the pegs provided by the Organizing Committee. However this provision cannot form a point for objection by teams/competitors.
2. In order to prevent the pegs from splitting and breaking up, they should be bound with wire 2 cm. from the top end and again at 13 cm. from the bottom point. The wooden pegs will be soaked in water before the competition to prevent them from splitting.

3. The pegs are driven into the ground at an angle of 60 degrees from horizontal, with exactly 17 cm. of the peg showing above the ground level. The face of the peg must be painted white or sprinkled with pure white chalk/lime.
4. The pegs should preferably be made of the wood of a date palm or any other fibrous material and should as far as possible be equal in weight and should not break up when pierced by the lance/sword.
5. Cardboard pegs can be used and should be made of 2 layers of corrugated Cardboard glued together with total thickness of 2.5 cm. with corrugations running vertically. Sizes will be as specified for wooden pegs. Any other synthetic peg of same dimensions can be used provided above principles hold good.

#### **Article 145 LAYOUT OF COURSE PLANS**

1. The Organizing Committee hosting or starting an International competition must ensure that the course and equipment complies with the standards, requirement and rules as laid down by the FEI. Broad Guide Lines as under:-
  - 1.1 Maximum length of Course 200m.
  - 1.2 Minimum length of course 130m.
  - 1.3 Maximum width of course 25m.
  - 1.4 Minimum width of course 20m.
  - 1.5 Minimum height of barrier 1.5m.
  - 1.6 Maximum width of barrier 20m.
  - 1.7 Markers and red and white flags must be placed in a straight line to indicate the width of the course and the barrier at the end of the course must be same width as the course.
  - 1.8 An opening at the end of the course just before the barrier will be used as the exit.
  - 1.9 Start Flag indicates the Start Line Position with a white flag on left and red flag on right.
  - 1.10 Marker D is 10 m from cardboard peg and 15 m. from wooden pegs indicating the distance for a "carry". Timing is also stopped when the horses cross Stop Time Line.
  - 1.11 Objection against any equipment or layout of the track must be made before the start of that specific event. If not done before commencement of the event, all riders must complete the run under same conditions.



## **Article 146 TRACK**

1. It is not mandatory to lay out Tracks for horses to gallop, but is advisable especially while competing on borrowed horses. They should be so trained that they should automatically gallop in a straight line towards pegs or other objects.
2. If the judges notice faulty or dangerous equipment or incorrect layout of the course, they must report it to the Organizing Committee and rectify the same in consultation with Technical Delegate and Course Designer before starting a competition. If course or equipment is damaged during an event it shall be rectified before the next competitor is called upon.

## **CONDUCT**

### **Article 147 START**

In all events, the competitors must be ready to start immediately when called upon. Judging commences at the Starting Line. A competitor starting without the judge's indication, or failing to start within 45 seconds of being called, will be disqualified for that run.

### **Article 148 PEGS**

Pegs shall be placed in the ground 1.0 meter distance from each other for Indian File and 1t 2.5 meters (8 ft. 2 in.) broad side intervals for section and half section events when using lances or sword. A single peg will be laid out on a track for each individual rider and four single pegs in four tracks for each team in team competitions.

### **Article 149 NUMBER OF RUNS**

The number of runs for each event has been covered in each event except Skill at Arms which will be only one run. These modalities will however be decided by the Organizing Committee, Jury and Chefs before a competition during Chef's meeting.

### **Article 150 SPEED**

Riders are required to cover the distance between Time Start Line and Time Stop Line at a speed of 800/750 meters per minute depending upon the speed fixed Time Start Line (TSL) and Time Finish Line (TFL). Time exceeded will be penalized ½ point per exceeded second or thereof.

### **Article 151 TIE**

There should be only one additional run on a 3 cm peg. Then the competition decided on time. This is to avoid undue stress on tent pegging horses.

## Article 152 AWARD OF POINTS – PEGS

Carry 6 Points Peg carried/falls beyond 10 meters (in case of cardboard pegs) and 15 meters (in case of wooden pegs) measured from the point at which the peg was placed. In single file same principle holds good.

Draw 4 Points Peg removed from the ground, but not carried full distance as stipulated above.

Strike 2 Points Peg struck on face, but not removed from its position in the ground.

*NOTES: 1. Peg must be struck on the face of the peg by the point of the weapon. Doubtful Pegs must be handed over to the Jury.*

## Article 153 AWARD OF POINTS AND ELIMINATIONS

### 1. Skill at Arms

Balloons burst at 1st attempt	6 points
Dummy Heart:	6 points (including periphery of heart) 3 points for other places.
Rings carried on lance	6 points for each ring
Pegs carried	6 points
Draw	4 points
Strike/Pick	2 points

### 2. **Eliminations for Skill at Arms**

- (I) 2nd refusal (only one refusal allowed in the whole course)
- (II) Pistol/Baton receptacle knocked down.
- (III) Rider deviates off designated course (Must keep red flag always on the right).
- (IV) Revolver not put in holster after use.
- (V) Even one refusal at 2nd or 3rd jump.
- (VI) Rider failing at first jump does not return and go through start point.

### 3. Lemon & Pegs

Lemon - Slice:	6 points ( <i>Must be clear and distinct and caused due to use of Sword</i> )
Pegs:	Same as for other events.

### 4. Rings & Pegs

Rings Carried on lance:	6 points per each ring.
Pegs:	Same as for other events.

## **APPENDICES**

Course Layout plan for Section, Half Section & Individual	Appendix I
Course Layout plan for Indian File	Appendix II
Course Layout plan for Rings & Pegs	Appendix III
'T' Design for Lemon and Rings	Appendix IV
Course Layout plan for Skill at Arms	Appendix V
Design for Balloon Stand for Skill at Arms	Appendix VI
Design for Dummy with stand for Skill at Arms	Appendix VII

## **Chapter VIII Competitions - Normal**

Normal competitions will be held in Lance and Sword. Events, both Team and Individual.

### **Article 154 LANCE - INDIVIDUAL**

This is an Individual competition with following stipulations:

- |                       |   |
|-----------------------|---|
| (I) Speed:            | 800m/min.   |
| (II) No of Rounds:    | Two   |
| (III) No of Runs:     | Maximum 3 runs per round. In round A, first two rounds will be on 6 cm wide pegs and third run on 4 cm wide pegs. In round B first run will be on 6 cm wide peg and the second and third run on 4 cm wide pegs. |
| (IV) Placing:         | Highest scorer in both rounds will be placed first and the next best score will be placed next and so on.   |
| (VI) Length of Course | 100 meters (Start to Finish Line).  |
| (VII) Carry Distance  | 15 meters for Wooden Pegs and 10 meters for Cardboard Pegs.   |
| (VIII) First Peg      | 70 meters from Start Line.  |

Note : The number of runs should not exceed 8 per day. Thus all normal competitions should be of two rounds of 3 runs i.e 3+3=6 and two runs of special competitions 6+2=8 a day.

### **Article 155 LANCE – TEAM (SECTION)**

This is a Team competition starting with 4 riders.

- |            |           |
|------------|-----------|
| (I) Speed: | 800m/min. |
|------------|-----------|

- (II) No of Rounds: Two
- (III) No of Runs: First round will be 2 runs on 6 cm. pegs and the 3rd run on 4 cm. peg. Second round will be one (first run) on 6 cm. peg and 2nd & 3<sup>rd</sup> run on 4 cm. pegs.
- (IV) Placing: Points scored by all four riders will count.
- (V) Tie In case of tie for first position, one additional runs on 3 cm. pegs will be given. If a tie still persists, the fastest time will decide the winner. For other positions the combined total time of 4 cm. pegs in 2nd & 3rd run of second round will decide.
- (VI) Length of Course Same as Lance Individual i.e. 100 meters.

#### **Article 156 SWORD INDIVIDUAL**

This is an Individual competition and Rules laid down for Lance Individual will apply, with the same speed.

#### **Article 157 SWORD TEAM (SECTION)**

This is a Team competition consisting of 4 Riders and Rules laid down for Lance Team will apply, except the speed will be reduced to 750m/min.

#### **COMPETITIONS – SPECIAL**

In addition to afore-mentioned normal competitions, any of the following special competitions can be included in the schedule at the discretion of organizers.

#### **Article 158 LANCE AND SWORD - PAIRED (Half Section)**

This is a Paired competition consisting of 2 Riders, riding abreast (the rider on track one will carry a lance and track two will carry a sword) and conducted as per following rules:

- (I) Speed 750m/min
- (II) No of Rounds One round of 2 runs or 2 rounds with 2 runs in each round at the discretion of Organizers. In first round, the first run will be on 6 cm. pegs and second run on 4 cm. pegs. Same procedure adopted in second round.
- (III) Placing The team with maximum points will be placed winner. The next best Score second and so on.

- (IV) Tie In case of tie, one additional run on 3 cm. pegs will be given. If tie persists, the fastest time will decide placing. For other Positions, the fastest time on 4 cm. pegs in previous run will decide winner.
- (V) Length of Course 100 meters.

### **Article 159 INDIAN FILE (LANCE AND SWORD)**

The competition is run over two runs. In the first run all riders will carry lances and in the second run all riders will carry swords. The total team score of both runs minus time penalties if any would decide the team positions. Each rider will attempt the peg as per the serial no in the order of start of the team. Carry of a wrong peg will not qualify the rider for any score.

- (I) Speed 750 Meter per minute between Time Start and Time Stop Line.
- (II) Time Allowed While computing time allowed for Indian File allowance must be catered for the distance between pegs (i.e. 1 meter between each peg) and distance required to be maintained between 2 horses (i.e. 11 meters). Thus the time allowed for Cardboard Pegs is 7 seconds and for Wooden Pegs 7.5 seconds (See Attached Course Layout).The time calculation chart will be attached in the appendix.
- (III) Rider Position If a rider's peg is knocked out of the ground by a previous rider, and the correct rider manages to score a strike on the peg, he will receive 4 points, as for a draw and 6 points if he carried fully. When a rider draws his peg and it falls against the peg of a following rider and this rider touches or carries both pegs, he will receive points scored on his peg alone.

### **Article 160 GALLOWS (RING) AND PEG - LANCE**

Equipment consists of two gallows with a 'T' crossbar 2.6 meters high from ground level with a horizontal cross bar of 1.8 meters extending 0.9 meters on either side of vertical having a vertical hanging strap (light materials) to the ring holder. The ring (6 cm. inside measurement) is suspended at a height of 2.130 meters from the ground. The gallows are 15 meters apart, and a peg 20 meters beyond 2nd gallow and in line. (See attached diagrams). Speed 750m/min.

### **Article 161 POINTS**

Rings carried on lance	6 (Each)
Carry Peg	6
Draw	4
Strike	2

## **Article 162 LEMONS AND PEG (SWORD)**

1. The course set up as for Rings and Pegs. Instead of Rings, Lemons and Peg will be positioned in a line. Speed 750m/min.
2. **SLICE ONE:** With the sword resting horizontally behind the shoulders, hand in line with shoulder at check height, elbow below hand, cut horizontally from rear to front.
3. **SLICE TWO:** With sword at left shoulder, cut horizontally from front to rear, at neck height with elbow as high as hand. A downward cut or “Push” at Lemon will not be allowed and no points awarded.

## **SKILL AT ARMS**

### **Article 163 WEAPONS USED**

Lance, Sword and Steel pointed cap pistol / Baton / Revolver / Bayonet.

### **Article 164 LAYOUT OF COURSE (See Appendix)**

### **Article 165 CONDUCT OF SKILL AT ARMS**

1. 1st Leg  
Consists of 3 brush jumps in a line at intervals 20 m. Each bush jump will be 60 cm. in height, at least 2.5 meters wide. A balloon holder (2 meters high) to hold a standard-size balloon is placed near the right of first jump, another balloon holder at 1.5 meters in height near the left of second jump and a third balloon holder at 1 meter in height on the right of 3rd jump, (2<sup>nd</sup> balloon to be 1.5 meters to the left of the line of 1<sup>st</sup> and 3rd balloon). A barrel or bucket (approximately 20 liters, plastic) is to be provided at the end of the 1st leg at a distance of 35 meters from 3rd bush jump, approximately 1.5 meters above ground level for depositing cap pistol/Baton/Pricker etc.
2. 2nd Leg  
The second leg consists of 2 dummies in line, (bags filled with straw suspended from a gallows on a firm base) which should swivel away from the rider on impact of the sword. A round red heart 8 cm. in diameter placed in the middle of a white paper 15 cm. x 15 cm., will be pasted in the center of the dummy's abdomen with the center of the heart at a height of 1.5 meters from the ground. The dummy is to be placed opposite a point halfway between the 2nd and 3<sup>rd</sup> jumps mentioned in 1st leg (see layout plan). The second dummy is similarly positioned 20 meters from first dummy. The rider after striking first dummy must quickly withdraw the sword and go after the 2nd heart in Second dummy and leave the sword in the dummy. In case he misses the dummy and is still carrying the sword then he should go forward with the sword near the Lance, embed the Sword in the ground and pick the lance for 3rd leg.

3. 3rd Leg                      The rider then proceeds ahead and takes the lance which has been embedded lightly on ground and then completes the 3rd leg on 2 Rings and Peg.

4. Should rider or horse knock over his lance or sword, he must dismount and put the lance or sword back in the ground, mount and then pick up his weapon. Once the lance or sword has been lifted clear of the ground and then dropped by the rider, the rider involved will be disqualified for the whole run not the whole team.

#### **Article 166 TIME AND SPEED**

(I) Speed                              400 meters per minute.

(II) Time                              The time taken by each competitor will be recorded from the time he crosses Time Start Line ('A') till his horse crosses Time Stop Line after peg in the 3rd leg ('M'). Any competitor taking more than allowed time to complete the full course, will earn half a penalty point per exceeded second or part thereof.

#### **Article 167 TIME ALLOWED**

The actual distance starting from Time Start ('A') till 10 meters/16.5 meters (in case of Wooden peg) till Time Stop Line after last peg ('L') will be measured, (i.e. Distance from "A" to "M") as soon as a course is laid. Speed for this event will be 400 m/min.

***NOTE: WHILE MEASURING A DISTANCE IT MUST BE THE SAME ROUTE WHICH A HORSE NORMALLY WILL HAVE TO TAKE ESPECIALLY AT THE END OF 1ST LEG AND 2ND LEG. THIS ALLOWANCE MUST BE ADDED TO ACTUAL DISTANCES SPECIFIED IN THE LAYOUT PLAN. FOR EXAMPLE, IF THE TOTAL COURSE DISTANCE IS 400 METERS TIME ALLOWED WILL BE 1 MIN I.E. 60 SECONDS.***

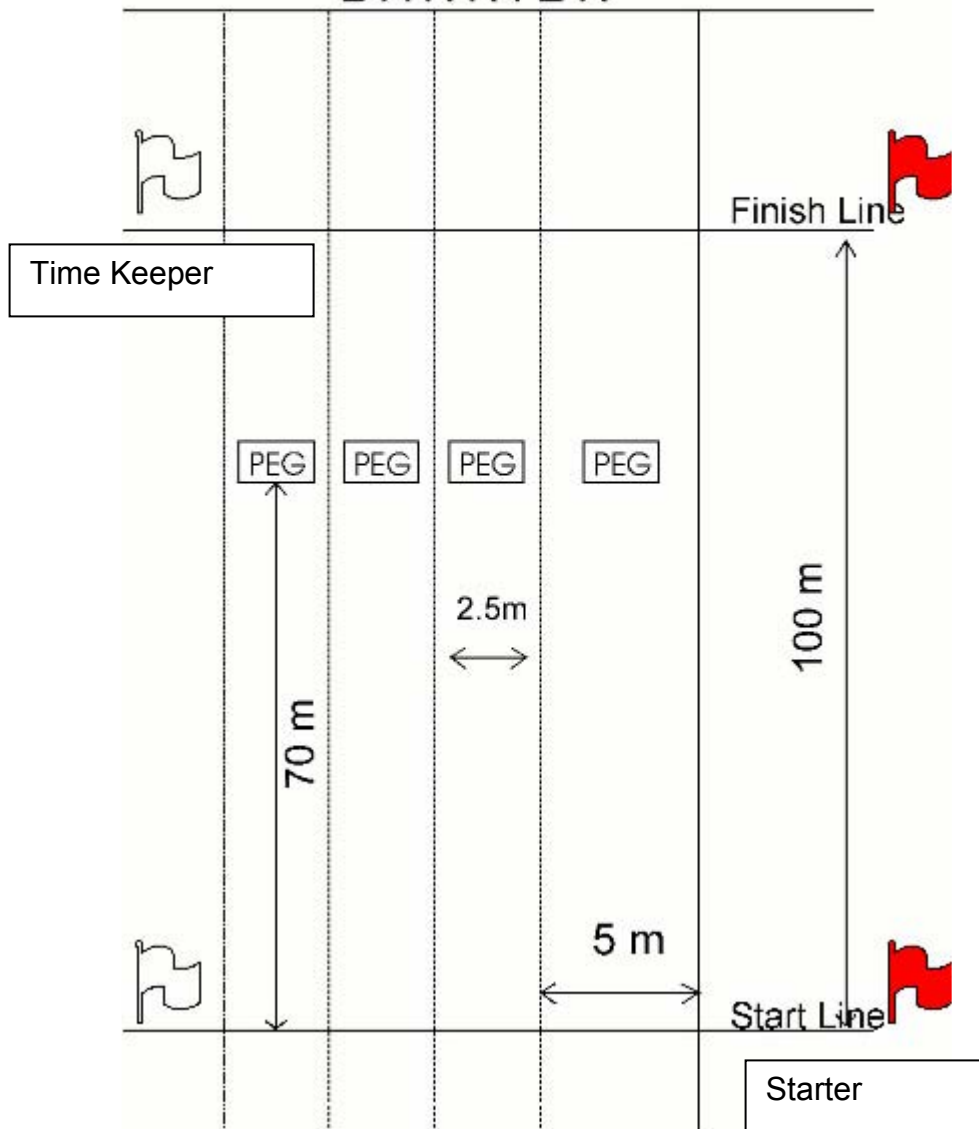
#### **Article 168 TIME PENALTY**

For every exceeded second or part thereof, ½ penalty point will be deducted from actual scores. For example for 61.2 seconds, a rider loses 1 point.

Contact:  
Mr Manoj Jalan  
[jalanind@sancharnet.in](mailto:jalanind@sancharnet.in)

Course Layout Plan for Section,  
Half Section & Individual Appendix 1

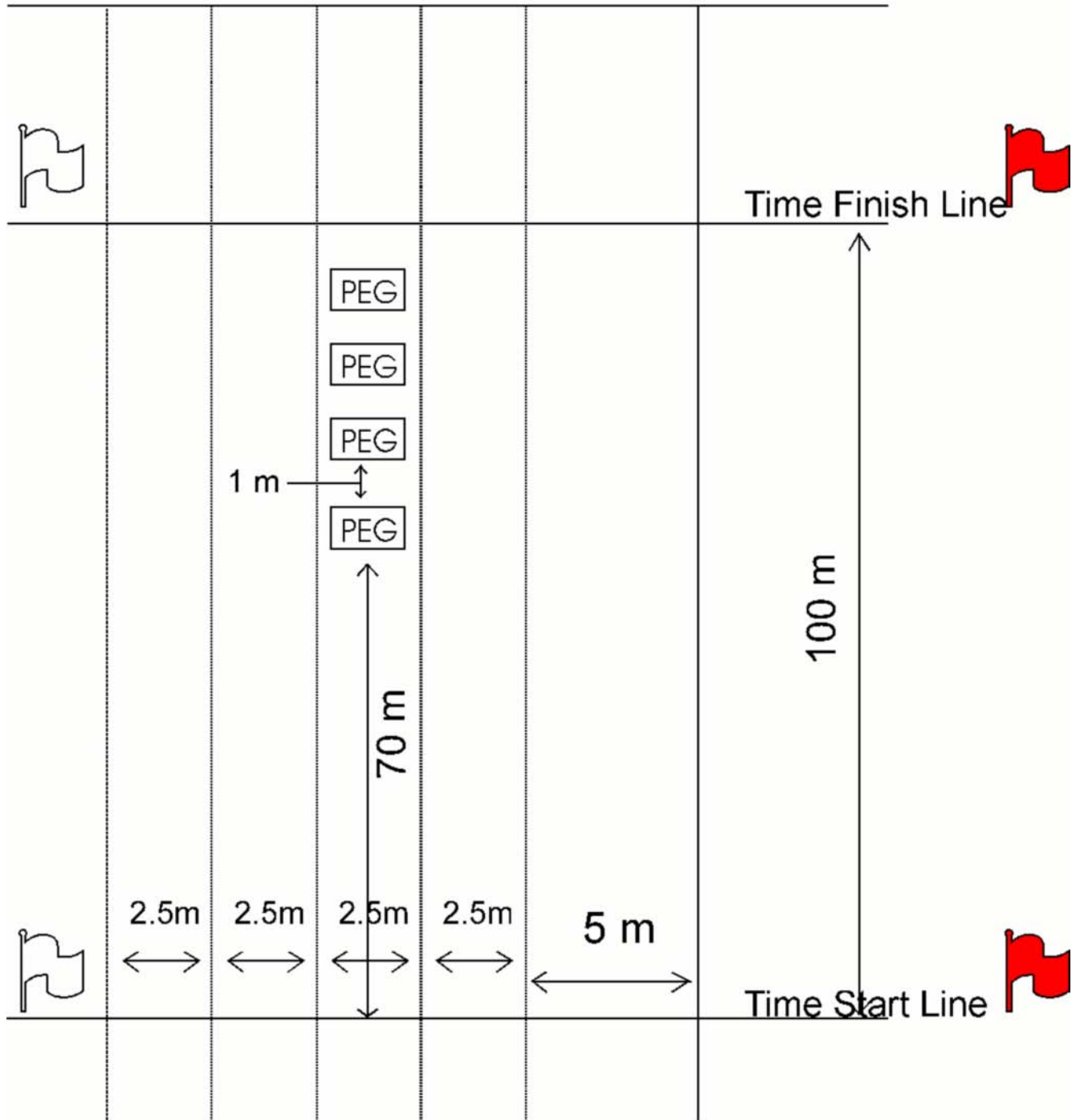
BARRIER



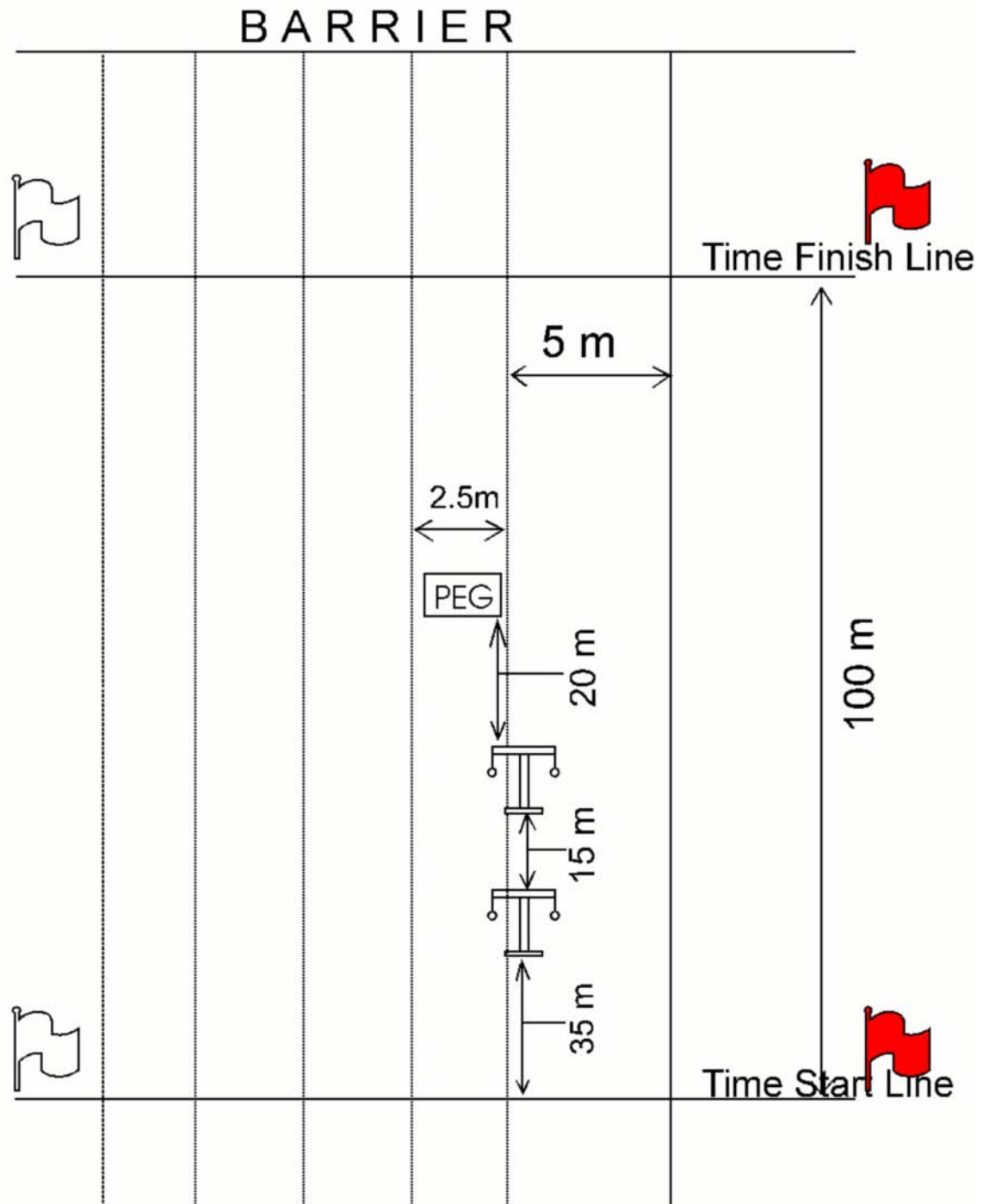


# Course Layout Plan for Indian File, Appendix II

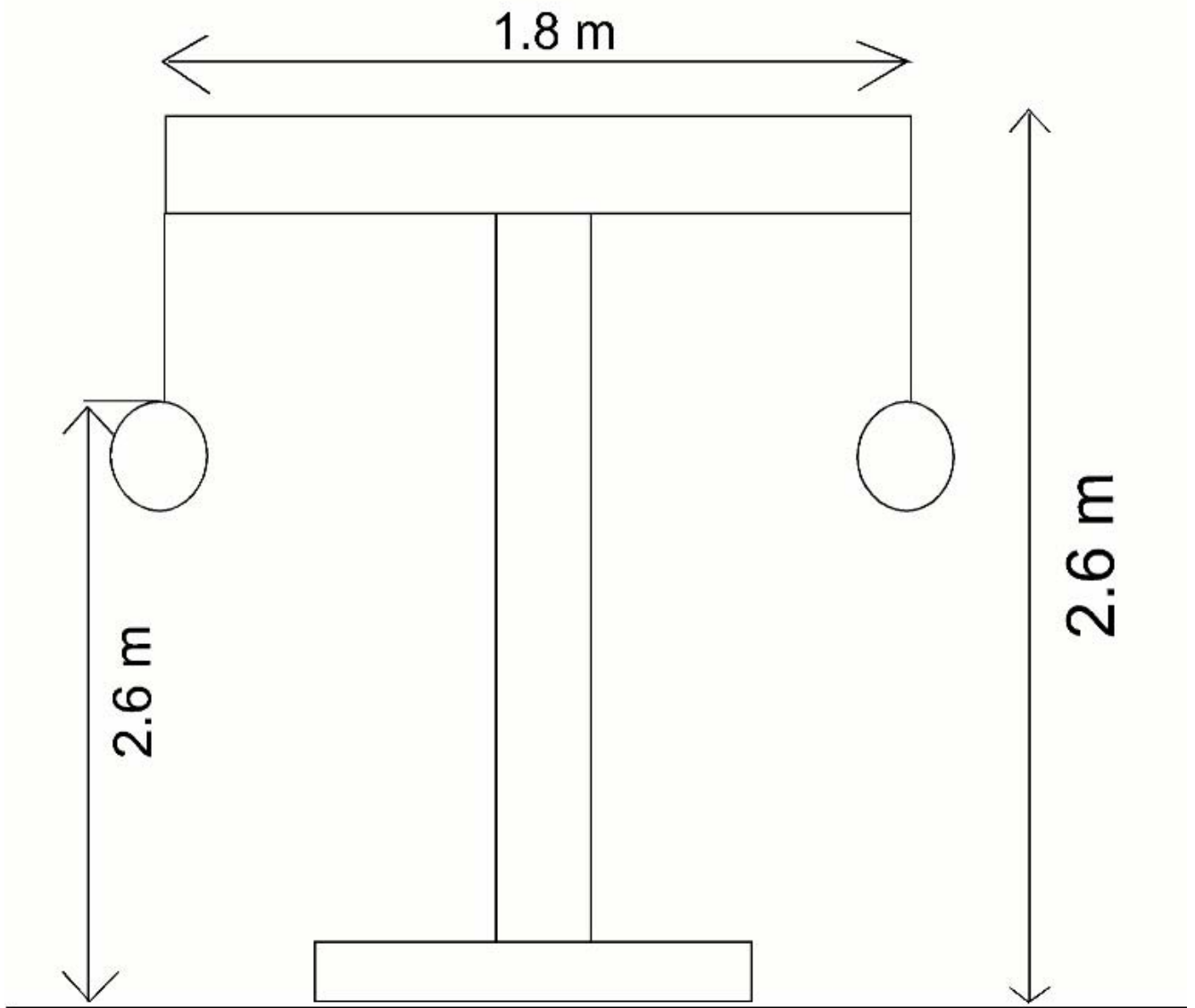
## BARRIER



# Course Layout Plan for Gallows (Rings) & Pegs, Appendix III

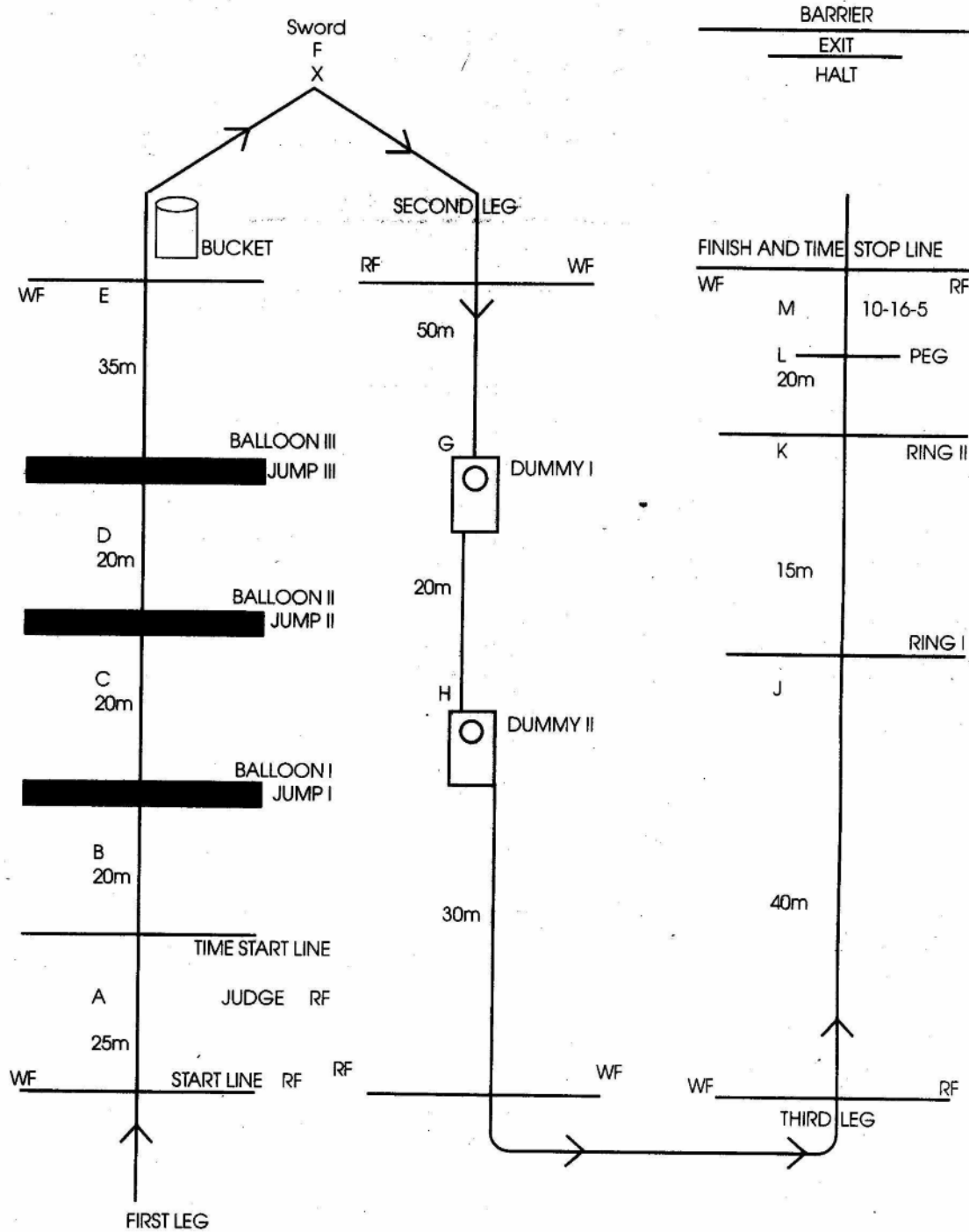


# 'T' Design for Lemon & Rings, Appendix IV

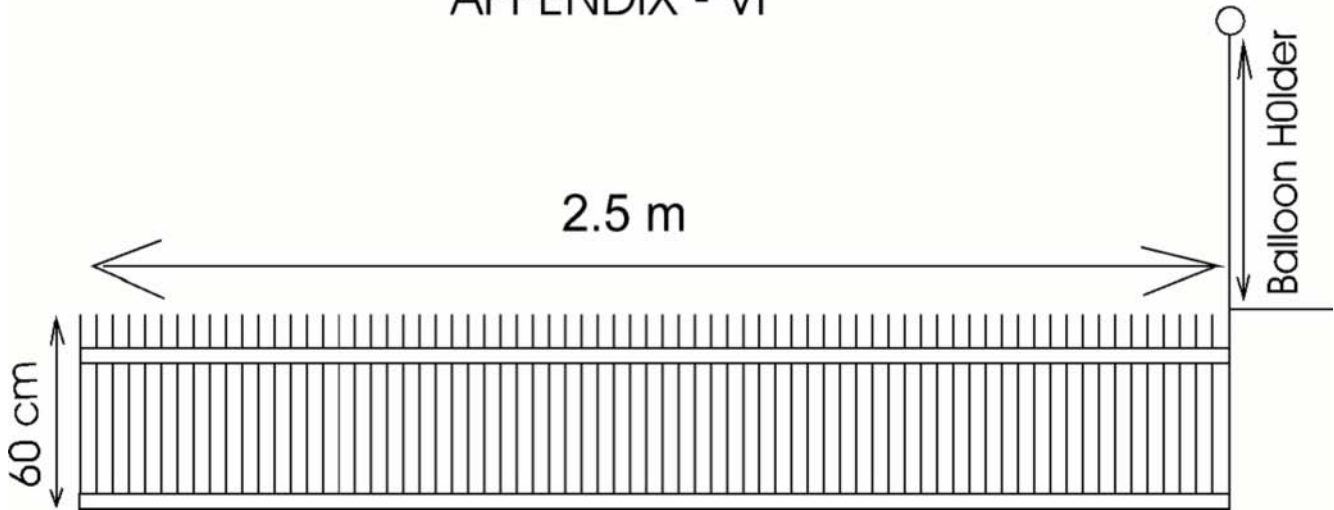


# APPENDIX V

## Course layout Plan for Skill at Arms



DESIGN FOR BALLOONS STAND FOR SKILL AT ARMS  
APPENDIX - VI



# Design For Dummy with stand for Skill at Arms, Appendix VII

